

Faculty:- Dental

Name of the College / Institute:- Government Dental College and Hospital, Chhatrapati Sambhajinagar.

No. of Webinars Arranged, Guest Lectures & CME / Workshops (Publish details on College website)

[illegible]

Dean,
Gowd Dental College & Hospital
Chhatrapati Sambhajinagar

DEPARTMENT OF CONSERVATIVE DENTISTRY AND ENDODONTICS

Govt.Dental College & Hospital Chh.Sambhaji Nagar

List of Research projects by the postgraduate students

| Name | Research topic | platform |
|-----------------------|---|--------------------|
| 1. Dr.Nisha Dalal | Study-Prevalence of mesiobuccal-2 canal in maxillary first molar-a retrospective CBCT study. | MUHS Avishkar2023 |
| 2. Dr.Apurva Satpute | Study- prevalence of middle mesial canal in Mandibular molar- A retrospective CBCT study. | MUHS Avishkar2023 |
| 3. Dr.Janhavi Swami | Study-Prevalence of canal variations in mandibular first premolar in Marathwada Population. | MUHS Avishkar 2023 |
| 4. Dr.Vishal Jawadwad | Study- -The effect of potassium iodide on reducing the staining caused by silver diamine fluoride- A remineralising and caries arresting agent. | MUHS Avishkar 2023 |

S. Patil
For HEAD OF THE DEPARTMENT
Head Of the Department
Dept. of Conservative Dentistry
Govt. Dental College & Hospital
AURANGABAD - 431 001 (M.S.)

DEPARTMENT OF ORTHODONTICS AND DENTOFACIAL ORTHOPEDICS

Research Work - 2022-2023


- UG: - NIRALI SHETTY

"To compare the amount of incisal display, smile arc and lateral negative space

(buccal corridor) in orthodontically treated patients and non-orthodontic patients of Marathwada region."

- PG: - Dr. Kiruba Nandhini PS

"An Assessment to Estimate the Position of the Midface- A Cephalometric Analysis"


DR. R.K. MAHINDRA
Head Dept. Of Orthodontics PG Teacher
Govt. Dental College and Hospital
Aurangabad-431001 Maharashtra.

Government Dental College & Hospital, Chh. Sambhajinagar

DEPARTMENT OF PEDIATRIC DENTISTRY

LIST OF RESEARCH BY UNDERGRADUATES

Date - 19/12/23

| S.No | Title of the study | Name of the student |
|------|---|---------------------|
| 1. | Awareness regarding the eruption and health status of child's first permanent molar among the parents | Ritika Ishi |
| 2. | Comparative assessment of knowledge, education and awareness of child abuse & neglect among secondary school teachers of government and private schools | Samra Siddique |
| 3. | A survey amongst parents of age group 0 to 8 months about pre-eruption oral hygiene | Apurva Nilkar |
| 4. | Evaluation of antimicrobial efficacy of commercially available fluoride free and low fluoride dentifrices for children | Pranoti Deshmukh |
| 5. | Comparative evaluation of oral health status in deaf and mute children residing at home vs. those residing in hostels | Harshada Wagh |

S. Patil
19/12/23
Head of the Department
Department of Pediatric Dentistry
Government Dental College & Hospital,
Chh. Sambhajinagar, Aurangabad - 431001

Government Dental College & Hospital, Aurangabad

ACTIVITY REPORT (Academic year 2022-23)

Periodontology Department / Committee / Faculty

IQAC ACTIVITY NO:

| | | | |
|----------------------|--|--|-------------------|
| NAME OF THE ACTIVITY | 5 Km Walk (Physical Fitness) on occasion of Oral Hygiene Day | | |
| DATE 31/7/2022 | FACULTY | DEPARTMENT/COMMITTEE | CO-ORDINATOR NAME |
| | Periodontology | Periodontology | Dr. Maya Indurkar |
| TIME | VENUE | (NUMBER OF PARTICIPANTS) | NATURE: |
| 6.15 am | Dr. Babasaheb Ambedkar University Campus | No. of TEACHERS: 5 No. of STUDENTS: 9 | Outdoor/ Indoor |
| | | | Outdoor |
| SUPPORT/ ASSISTANCE | | | |

BRIEF INFORMATION ABOUT THE ACTIVITY (CRITERION NO.):


| | |
|------------------------|--|
| TOPIC/SUBJECT ACTIVITY | Dental Walk - A 5 km walk for Physical fitness |
| OBJECTIVES | to encourage about Physical fitness activity to be carried out in our daily life |
| METHODOLOGY | 5 km walk was arranged from the Lawn Tennis court to the Aurangabad Caves |
| OUTCOMES | Good systemic health is needed for good physical mental & oral health. |

PROOFS & DOCUMENTS ATTACHED (Tick mark the proofs attached)

| | | | | |
|---|---|--|---|------------------|
| <input checked="" type="checkbox"/> 1. Notice & Letters | <input checked="" type="checkbox"/> 2. Student attendance & participation | <input checked="" type="checkbox"/> 3. Activity Report | <input checked="" type="checkbox"/> 4. Photos | 5. Feedback form |
| 6. Feedback analysis | 7. News clip with analysis | 8. Certificate | 9. Any other | 10. |


IQAC CELL:

IQAC CELL ACTIVITY NUMBER:

| | | |
|--|--|---------------------------------------|
| NAME OF TEACHER AND SIGNATURE | NAME OF HEAD/ COMMITTEE INCHARGE & SIGNATURE | IQAC CO-ORDINATURE (SEAL & SIGNATURE) |
| Dr. Maya Indurkar Dr. Tushar Bhopale T Bhopale | Dr. Maya Indurkar  | Dr. Ki'shor Mahale |

5 km Walk (Physical Fitness) on occasion of
Oral Hygiene Day.

Attendance Sheet.

| SR. No. | Name of Participants | Signature |
|------------|-------------------------|---|
| 1. | Dr. Maya Indurkar |  |
| 2. | Dr. Sanjiv Indurkar | |
| 3. | Dr. Tushar Bhople | <u>Tushar Bhople</u> |
| 4. | Dr. Vaishnavi Chodankar | <u>Vaishnavi Chodankar</u> |
| 5. | Dr. Gayathri R | <u>R.L.</u> |
| 6. | Dr. Noopur Narayane | <u>Narayane</u> |
| 7. | Dr. Sindhuja Kambar | <u>Sindhuja</u> |
| 8. | Dr. Swathy Krishna | <u>Swathy</u> |
| 9. | Dr. Janhavi Purohit | <u>Purohit</u> |
| 10. | Dr. Shradha Jadhav | <u>Jadhav</u> |
| 11. | Dr. Vaibhavi Karekar | <u>Karekar</u> |
| 12. | Ashish swami | <u>Ashish</u> |
| 13. | Dyanesh Vyas | <u>Dyanesh</u> |
| 14. | Sonali Talke | <u>Sonali</u> |
| 15. | Sagar Halge | <u>Sagar</u> |

INDIAN SOCIETY OF PERIODONTOLOGY


PROGRAM REPORT FORMAT

(To be submitted to ISP Scientific Program Convener (jispactivities@gmail.com) within 15 days of completion of the event)

The Indian Society of Periodontology, as ordained by its aims and objectives, organizes through its study groups and other like-minded organizations/institutions, various scientific and public awareness programs throughout the country. The ISP also supports, financially and otherwise such activities. In order to ascertain the validity of these programs and for providing information regarding the same to its members through the Journal of ISP, a complete report submission of the program to the Head Office and Journal is mandatory. In order to maintain uniformity as well as completeness of the report, the organizers are requested to submit the report in the following format only within 15 days of the completion of the event.


PROGRAM REPORT

| | |
|---|---|
| Name of the Event: | 5 Km walk on occasion of Oral Hygiene day 2022 |
| Type of Event: | <input type="checkbox"/> National conference <input type="checkbox"/> PG convention <input type="checkbox"/> UG conference <input type="checkbox"/> Parichay <input type="checkbox"/> Rapid -Revision (Sameeksha) <input type="checkbox"/> Professional Enrichment Program <input type="checkbox"/> Colloquium <input type="checkbox"/> Oral Hygiene Day celebration <input type="checkbox"/> Oral Health Day celebration <input type="checkbox"/> Integrate <input type="checkbox"/> Any other, specify:..... |
| Organizing Institute/Study group/Organization: | Government Dental college and Hospital, Aurangabad |
| In collaboration with: (Name of the Study Group/Institute/Organization etc.) | Indian Society of Periodontology |
| Event Organizing Committee: (Chairperson/Secretary/Treasurer/Scientific Convener etc.) | Dr. Maya Indurkar Dr. Tushar Bhople Dr. Vaishnavi Chodankar Dr. Gayathri R Dr. Noopur Narayane |
| Special Guests, if any (Chief Guest/Guest of Honour etc.) | Dr. Sanjiv Indurkar |
| Dates: | 31 st July 2022 |

| | |
|---|--|
| Timings (Number of Full Day/Half Day) | 6.15 am to 8.00 am |
| Venue: | Dr. Babasaheb Ambedkar University, Aurangabad |
| Attended by: (Total number of attendees) <ul style="list-style-type: none"> • Life Members : • Associate Members : • Invitees : | Life members: Dr. Maya Indurkar Associate members: Dr. Vaishnavi Chodankar, Dr. Gayathri R, Dr. Noopur Narayane, Dr. Sindhuja Kamban, Dr. Swathy Krishna, Dr. Janhavi Purohit, Dr. Shraddha Jadhav, Dr. Vaibhavi Karekar Invitees: Dr. Sanjiv Indurkar |
| Faculty with topics (Date and time wise list) | |
| Head Office faculty if any (Names) | |
| Whether supported by Head Office | |
| Sponsors if any (List of sponsors) | |
| Photographs included (Should cover all major events like inauguration/faculty/audience/closing etc.) (High Resolution [300 dpi] .jpg/ pdf format) | Yes |
| Abstract of the event (In not more than 100 words) | For celebration of Oral Hygiene Day, Department of Periodontology, Aurangabad in collaboration with Indian Society of Periodontology conducted a fitness walk of 5 km at Dr. Babasaheb Ambedkar University. Walk started from Lawn tennis court to Aurangabad caves. The occasion was graced by Dr. Maya Indurkar (Prof & HOD of Department of Periodontology), Dr. Tushar Bhople (Asso. Prof) & Dr. Sanjiv Indurkar . Department staff, PG students, interns and Clinical assistant attended the event. There is influence of systemic health on the oral tissues and quality of life. Hence this activity promoted the importance of physical fitness in our daily life. |
| Date of submission of report (Should be within 15 days of completion of the event) | |
| Signed by (Event Organizing Chairperson/Secretary) |  |



Google




Aurangabad, Maharashtra, India
V8X6+9RW, Dr Babasaheb Ambedkar Marathwada University
Campus, Aurangabad, Maharashtra 431004, India
Lat 19.898333°
Long 75.311375°
31/07/22 07:55 AM



GPS Map Camera

Google



Aurangabad, Maharashtra, India
Guest House, Dr Babasaheb Ambedkar Marathwada University
Campus, Aurangabad, Maharashtra 431004, India
Lat 19.89921°
Long 75.311517°
31/07/22 07:51 AM



GPS Map Camera



DEPARTMENT OF ORAL PATHOLOGY & ORAL MICROBIOLOGY**LIST OF RESEARCH PROJECTS-Jan-Dec 2023**

| Name | Research project Completed |
|-------------------------|---|
| | <u>STAFF</u> |
| Dr. MANDAKINI MANDALE | PHH-3 A novel prognosticator of Oral Squamous cell carcinoma |
| Dr JAYANTI HUMBE | Clinico-Epidemiological analysis of Salivary Gland tumours: An institutional study |
| Dr VAISHALI NANDKHEDKAR | Pleomorphic adenoma: A 5 years institutional study |
| Dr. SAVITA WAGH | Comparison of proliferative potential in variants of ossifying fibroma (OF) of craniofacial complex |
| | <u>PG</u> |
| DR. DEEPALI KHALIKAR | Nuclear fractal analysis as a prognostic Factor in Ameloblastoma |
| DR.MANISHA GAJBHIYE | Detection of H pylori in oral squamous cell carcinoma using Rapid Urease test and modified Giemsa stain |
| DR. MONIKA KAJALKAR | Role of artificial intelligence in oral pathology a questionnaire-based study |
| DR. ANUSHREE PATIL | Evaluation of Candida species in histological grades of OSCC |
| DR. AKANKSHA BHARDWAJ | Comparative Evaluation of Salivary and Serum Creatinine levels and oral health status in chronic Kidney Disease patients. |
| DR. CHANDRAKALA DHONE | Efficacy of Felgen and Methyl green Pyronin stain in the assessment of mitotic index in oral squamous cell carcinoma |


| | |
|-----------------------|---|
| | UG |
| SAKSHI BANG ADITYA | <ol style="list-style-type: none"> 1. Age estimation with cemental incremental lines: A phase contrast and stereomicroscopic study. 2. Sex estimation efficacy analysis of Feulgen, Giemsa and Routine stains from Buccal Bar Bodies. |

PAPER /POSTER PRESENTATION BY(Jan-Dec 2023)

1. Dr. M S Mandale
2. Dr. Jayanti Humbe
3. Dr. Vaishali Nandkhedkar
4. Dr. Savita Wagh
5. Dr. Varsha Deokar
6. Dr. Deepali Kulkarni
7. Dr. Monika Kajalkar
8. Dr. Manisha Gajbhiye
9. Dr. Akanksha Bhardwaj
10. Dr. Anushree Patil
11. Dr. Chandkala Dhone

AWARD WINNERS(Jan-Dec 2023)

1. Dr. Varsha Deokar
2. Dr. Deepali Kulkarni
3. Dr. Akanksha Bhardwaj
4. Dr. Anushree Patil


Associate Professor
Dept. Of Oral Path & Microbiology
Govt. Dental College & Hospital
Aurangabad

| Year | Name of PG | Research work |
|---------|----------------------|---|
| 2022-23 | Dr Rashida Akolawala | Radiomorphometric Assessment of Temporomandibular Joint (TMJ) Spaces, Mandibular Condyle and Glenoid Fossa using Cone Beam Computed Tomography (CBCT) – Cross-sectional Retrospective Study |
| 2022-23 | Dr. Ankita Jain | Assessment of Reliability of Central Incisors and Canines in Bimaxillary Arches for Volumetric Age Assessment: A CBCT Study |
| 2022-23 | Dr. Ankita Jain | Foruitions Occurences: A CBCT based retroactive study |
| 2022-23 | Dr Anza N S | Morphological Analysis of the Nasopalatine Canal and Its Variations with Gender and Age :A Cone Beam Computed Tomography Study- Main thesis |
| 2022-23 | Dr Anza N S | Bone Density: A Comparative evalulation of Hounsfield unit in CT and Grey Value in Cone beam computed tomography - Asystematic review |
| | Dr Anza N S | Analysis of Various Pattern of lip Prints And Its Variation With Gender : A Short Study |
| | Dr Anza N S | Radiographic Evaluation of Nasopalatine Canal Site for Implant Placement Using CBCT : A Short Study |
| 2022-23 | Dr Gayatri Kale | EVALUATION OF VOLUMETRIC AND DIMENSIONAL CHANGES IN PHARYNGEAL AIRWAY SPACE IN ORAL SUBMUCOSAL FIBROSIS PATIENTS- A CROSS SECTIONAL STUDY |
| 2022-23 | Dr Gayatri Kale | IMPACT OF PRIMARY SJOGREN SYNDROME (Pss) ON SEXUAL QUALITY OF SLEEP, AND CHEMOSENSORY AND FEMALE PATIENTS - A SYSTEMATIC REVIEW |
| | | ASSESSMENT OF LATERAL PTERYGOID PLATE LENGTH IN PATIENTS WITH TEMPOROMANDIBULAR JOINT DISORDER (TMD) - A CBCT STUDY |
| 2022-23 | Dr. Pooja Ghorpade | ASSOCIATION BETWEEN ORAL SUBMUCOUS FIBROSIS AND EUSTACHIAN TUBE DYSFUNCTION AMONG ADULTS - A SYSTEMATIC REVIEW OF CLINICAL TRIALS |
| 2022-23 | Dr. Pooja Ghorpade | EVALUATION OF PATTERN OF MANDIBULAR FRACTURE IN TRAUMA PATIENTS:RETROSPECTIVE CBCT STUDY |
| 2022-23 | Dr. Virangana Moon | |

Alam

विभाग प्रमुख

मुख्यम निवान व क्ष-किरण शास्त्र,
गारसकीय दंत महाविद्यालय व क्णालिग
औसावावद

| Year | Name of PG | Paper/ Poster presented |
|---------|----------------------|---|
| 2022-23 | Dr Rashida Akolawala | Oncolytic Virus- A Hero in Disguise XX National Triple OOO Symposium 2023 on 04-04-2023 |
| 2022-23 | Dr Rashida Akolawala | Discerning clinical features and imaging characteristics of adenoid cystic carcinoma of maxillary sinus (MSACC): A Systematic Review at IAOMR National PG Convention 2023 on 18-08-2023 |
| 2022-23 | Dr Rashida Akolawala | Near To Real: A Marvelous Way To Envisage at 34th National Conference of IAOMR-2023 on 01-12-2023 |
| 2022-23 | Dr. Ankita Jain | Divulging a Rare Vindication for Orofacial Pain at XX National Triple OOO Symposium 2023 on 04-04-2023 |
| 2022-23 | Dr. Ankita Jain | Transpiring a Sporadic Etiology for OSMF: S A needle in haystack at IAOMR National PG Convention 2023 on 18-08-2023 |
| 2022-23 | Dr. Ankita Jain | Fortuitous Occurrences: A CBCT based retroactive study at 34th National Conference of IAOMR-2023 on 01-12-2023 |
| 2022-23 | Dr. Ankita Jain | Analysis Of Various Patterns Of Lip Print AND ITS Variation with Gender :A short Study at XX National Triple OOO Symposium 2023 on 04-04-2023 |
| 2022-23 | Dr Anza NS | Radiographic Evaluation of Nasopalatine Canal Site for Implant Placement using CBCT:A short Study at IAOMR National PG Convention 2023 on 18-08-2023 |
| 2022-23 | Dr Anza NS | Insights Unveiled :A Comprehensive review of the Prowess Of DWI MRI On Maxillofacial Oncology at 34th National Conference of IAOMR-2023 on 01-12-2023 |
| 2022-23 | Dr Gayatri Kale | LIGHT AT THE END OF TUNNEL AN INNOVATIVE WAY OF BIOPSY At National Triple O Symposium 2023 on 01-04-2023 |
| 2022-23 | Dr Gayatri Kale | AN ANOMALOUS ALLIANCE- AMELOGENESIS IMPERFECTA AND NEPHROCALCINOSIS at National IAOMR PG convention 2023 on 18-08-2023 |
| 2022-23 | Dr. Pooja Ghorpade | ELUCIDATION OF ORAL SOFT TISSUE LESIONS BY ENVISIONING !! At National Triple O Symposium 2023 on 01-04-2023 |
| 2022-23 | Dr. Pooja Ghorpade | PRIMARY INTRAOSSEOUS MUOCOEPIDERMOID CARCINOMA OF MAXILLA - A RARE CASE REPORT at National IAOMR PG convention 2023 on 18-08-2023 |
| 2022-23 | Dr. Virangana Moon | APERT SYNDROME: A CASE REPORT on 01-04-2023 |
| 2022-23 | Dr. Virangana Moon | Unveiling the Potential: A Comparative Analysis of Velscope and Vizilite in Oral Premalignant Lesions at National IAOMR PG convention 2023 on 18-08-2023 |
| 2022-23 | Dr. Ishwari Garad | Role of forensic odontology and dental anthropology : boon to medicolegal affairs at 34th National Conference of IAOMR-2023 on 03-12-2023 on 3/12/23 |
| 2022-23 | Dr Vidya Bhamare | Discerning Mortal Misery with Minuscule Speck at 34th National Conference of IAOMR-2023 on 03-12-2023 |
| 2022-23 | Dr Ranajoy Banerjee | Photonique revival: Harnessing the power of light in exquisite treatment of oral white lesions at 34th National Conference of IAOMR-2023 on 03-12-2023 |

File

विभाग प्रमुख

मुख्य निदेशक व श-रि

श्रीमतीय दंत महाविद्यालय व

गणालय

| Year | Name of PG | Awards won |
|---------|-------------------|---|
| 2022-23 | Dr Rashida Akolaw | 2nd prize for Oncolytic Virus- A Hero in Disguise at XX National Triple OOO Symposium 2023 on 04-04-2023 |
| 2022-23 | Dr Rashida Akolaw | Best paper presentation for Discerning clinical features and imaging characteristics of adenoid cystic carcinoma of maxillary sinus (MSACC): A Systematic Review at IAOMR National PG Convention 2023 on 18-08-2023 |
| 2022-23 | Dr. Ankita Jain | Best paper presentation for Transpiring a Sporadic Etiology for OSMF: S A needle in haystack at IAOMR National PG Convention 2023 on 18-08-2023 |
| 2022-23 | Dr Anza N S | Best paper presentation for Insights Unveiled :A Comprehensive review of the Prowess Of DWI MRI On Maxillofacial Oncology at IAOMR 34th National PG Conference 2023 |
| 2022-23 | Dr. Ishwari Garad | Best paper presentation for Role of forensic odontology and dental anthropology : boon to medicolegal affairs at 34th National Conference of IAOMR-2023 on 03-12-2023 on 3/12/23 |

Allen

विशेष प्रमुख

मुख्यम निबन्ध व शि-विषय शास्त्र
शास्त्रीय दंत नशाविहारण व कण्ठक
औरंगाबाद

Research list of students

| Name | Research topic | Platform |
|-----------------------|---|--------------------|
| 1. Dr.Nisha Dalal | Study-Prevalence of mesiobuccal-2 canal in maxillary first molar-a retrospective CBCT study. | MUHS Avishkar2023 |
| 2. Dr.Apurva Satpute | Study- prevalence of middle mesial canal in Mandibular molar- A retrospective CBCT study. | MUHS Avishkar2023 |
| 3. Dr.Janhavi Swami | Study-Prevalence of canal variations in mandibular first premolar in Marathwada Population | MUHS Avishkar 2023 |
| 4. Dr.Vishal Jawadwad | Study- -The effect of potassium iodide on reducing the staining caused by silver diamine fluoride- A remineralising and caries arresting agent. | MUHS Avishkar 2023 |

UG AND PG RESEARCH WORK 2022-2023 LIST

DEPARTMENT OF PERIODONTICS

PG RESEARCH WORK 2022-2023

| SR NO | TOPIC OF RESEARCH |
|-------|--|
| 1 | Comparative evaluation of conventional (scalpel), electro cautery and diode laser in treatment of operculectomy |
| 2 | Comparative effect of concentrated growth factor and platelet rich fibrin membrane as bandage after periodontal flap surgery |
| 3 | Comparative evaluation of diode laser and dentin bonding agent in treatment of dentinal hypersensitivity- a clinical study |
| 4 | Comparative assessment of effectiveness of bamboo toothbrush and plastic toothbrush in dental students- a clinical study |
| 5 | Comparative evaluation of annona muricataL. extract with 0.2% CHX in prevention of plaque and gingivitis |
| 6 | Comparative evaluation of 1% satranidazole gel and metronidazole gel 1% as LDD agent in treatment of chronic periodontitis |
| 7 | Assessment of risk of labial bone perforation in immediate implant placement in maxillary anterior ridge- retrospective CBCT observational study |
| 8 | Clinicoradiographic evaluation of 1.2% simvastatin gel with DFDBA and chorion membrane versus DFDBA and chorion membrane in treatment of mandibular grade 2 furcation defect |
| 9 | Comparative evaluation of Gelfoam versus t-prf in palatal wound healing after harvesting free gingival graft |
| 10 | Comparative evaluation of coe pak versus reso pack in wound healing after periodontal surgery |
| 11 | Comparative evaluation of gingival depigmentation using laser and micro needling with ascorbic acid technique |
| 12 | Use of titanium PRF as high capacity doxycycline delivery system |
| 13 | Dental scaling associated myths & misconceptions – a cross sectional questionnaire study among dental students |

| | |
|----|---|
| | |
| 14 | Effect of cross linked gel foam matrix in treatment of dehiscence like defect in stage 3 periodontitis- a clinicoradiographic study |
| 15 | Effect of low level laser therapy on wound healing and patient response after periodontal flap surgery |
| 16 | Comparative efficacy of oil pulling and chlorhexidine on oral hygiene maintenance among orthodontic patients with plaque induced gingivitis: a randomized cross over study |
| 17 | Factors predisposing for mucormycosis in COVID-19 patients: a questionnaire survey |
| 18 | Surgical consideration in periodontally accelerated osteogenic orthodontics with platelet rich fibrin: series of 2 case report |
| 19 | Evaluation of efficacy of extra oral aerosol suction in reducing aerosol contamination during oral prophylaxis – an exploratory study |
| 20 | Attitude towards oral care and practicing level for hospitalized patients among nursing students : a questionnaire survey |
| 21 | Awareness, perception and knowledge about halitosis among dental students |
| 22 | Clinical evaluation of the effect of a novel lactoferrin containing tooth paste as an adjunct to scaling and root planing in improving plaque control and gingival health - A randomized controlled clinical trial |

UG RESEARCH WORK 2022-2023

| | |
|---|---|
| 1 | Evaluation of questionnaire – based diabetes mellitus screening concept in chronic periodontitis- A cross sectional observational study |
|---|---|

2. Dental Scaling associated myths & misconception
Cross Sectional questionnaire study
among dental students



GUIDED BY :

Dr. Maya S. Indurkar

Dean, H.O.D, P.G Guide

Department of periodontics

GDC&H Chh.sambhajinagar

RESEARCH ACTIVITY
DEPT OF PROSTHODONTICS

| SR. NO | TOPIC | NAME OF THE RESEARCHER | YEAR |
|--------|---|------------------------|------|
| 1. | Comparative Evaluation of Marginal Fit of Cad-Cam Milled Pmma Crowns Fabricated By Three Different Techniques -An In Vivo Study | Sanjivani Mamilwad | 2022 |
| 2. | Technique to Enhance Aesthetics of Patient Using Detachable Hollow Cheek Plumper- A Case Report | Sanjivani Mamilwad | 2022 |
| 3. | Enhancing Esthetics of completely edentulous patients with different types of cheek plumper : A Case Series | Dr. Aasmita Kabade | 2022 |
| 4. | . Cu- Sil denture : A novel approach for prosthetic rehabilitation of young ectodermal dysplasia patient | Dr. Aasmita Kabade | 2022 |
| 5. | Telescopic denture: A case report | Dr. Aasmita Kabade | 2023 |
| 6. | Enhancing aesthetic of patient with two piece magnet retained orbital prosthesis: A case report | Dr. Aasmita Kabade | 2023 |
| 7 | Enhancing aesthetics in completely edentulous patient using friction retained cheek plumper: A case report | Dr. Sharda Shelke | 2022 |
| 8 | Rehabilitation of hemimaxillectomy defect secondary to mucormycosis using cast partial prosthesis with hollow shim: A case report | Dr. Sharda Shelke | 2022 |
| 9 | Marginal fit accuracy of CAD CAM milled PMMA crown by silicon replication technique | Dr. Diksha Dhage | 2022 |
| 10 | Cu-Sil denture a new prosthetic approach in severely resorbed ridges with glossectomy. | Dr. Diksha Dhage | 2022 |
| 111 | Maxillary hollow denture using 3D heat cure shim | Dr. Diksha Dhage | 2022 |
| 12 | Basal implants : A breakthrough in dental implantology | Dr. Priyanka Pawar | 2022 |
| 13 | Esthetics redefined in completely edentulous patient by modified cheek props: A clinical case report | Dr. Priyanka Pawar | 2022 |
| 14 | Effect of Different Sterilization Methods and Sterilization Cycles on the Scanning Accuracy of the Scan Bodies | Dr. Priyanka Pawar | 2022 |

| | | | |
|----|---|--|------|
| 15 | Basal Implants | Dr. Nikhil Chawla | 2022 |
| 16 | Comparison of shear stress acting on the severely worn anterior canine restored with 2 different restorations: An in vitro study | Dr. Nikhil Chawla | 2022 |
| 17 | Trismus appliance: a supplementary treatment option to conventional therapy for OSMF patient: a case report | Dr. Nikhil Chawla | 2022 |
| 18 | Effect of different sterilization methods and sterilization cycles on the scanning accuracy of the scan bodies | Dr. Nikhil Chawla | 2022 |
| 19 | Botox and fillers in prosthodontics | Dr. Nikita Valvi & Dr. Rajat Chaudhari | 2022 |
| 20 | Color Stability Of Lithium Disilicate And Monolithic Zirconia In Various Staining Liquids- An Invitro Study | Dr. Nikita Valvi & Dr. Nida Mustabshira | 2023 |
| 21 | Pink Esthetics | Dr. Nikita Valvi, Dr. Akanksha Mukwane, Dr. Harshal Diwase | 2023 |
| 22 | Enhancing Distal Extension Cases with Precision Attachments: An Innovative Concept | Dr. Nikita Valvi | 2023 |
| 23 | Enhancing denture esthetics using magnet retained cheek plumper- A case report | Dr. Nikita Valvi | 2023 |
| 24 | 1. Prosthodontic management of xerostomia in completely edentulous patient suffering from Sjogren syndrome using a fixed maxillary salivary reservoir - a case report | Dr. Akanksha Katkade | 2023 |
| 25 | Comparative evaluation of accuracy of post space scanned with three different techniques | Dr. Akanksha Katkade | 2023 |
| 26 | A technique redefined for the prosthodontic rehabilitation of completely edentulous osmf patient; a case report Under process of publication in IJARI | Dr. Akanksha Katkade | 2023 |
| 27 | Effect of different sintering cycles on the flexure strength and translucency of CAD CAM milled monolithic zirconia with different thicknesses. | Dr. Akanksha Katkade & Dr. Nida Mustabshira | 2023 |
| 28 | Sports dentistry : A prosthodontic purview | Dr. Prasanna Pawar, Dr. Rajat Chaudhari & | 2022 |

| | | | |
|----|--|--|------|
| | | Dr. Nishma Ade, Dr. Nikita Valvi | |
| 29 | An essence of digital dentistry 3D printed patient specific anatomical articulator | Dr. Prasanna Pawar, Dr. Nishma Ade | 2022 |
| 30 | Perks of intraoral scanner to prosthodontist: A review | Dr. Prasanna Pawar | 2023 |
| 31 | Comparative evaluation of accuracy of post space scanned with three different techniques | Dr. Prasanna Pawar | 2023 |
| 32 | CPD & its decreasing trend: A questionnaire survey among dentists in Maharashtra | Dr. Prasanna Pawar | 2023 |
| 33 | Feeding plate fabrication in a single day for 4 day old infant with cleft lip and palate : A case report | Dr. Prasanna Pawar | 2023 |
| 34 | Unveiling the future of prosthodontics : Artificial intelligence | Dr. Prasanna Pawar & Dr. Siddhi Bhatawadekar & Dr. Pranali Nirgulkar | 2023 |
| 35 | Minimalist dentistry – overlay, onlay tabletop restoration | Dr. Rajat Chaudhari & Dr. Nishma Ade | 2023 |
| 36 | An in vitro study on assessment of surface roughness , translucency of artificially aged zirconia and lithium disilicate veneers | Dr. Rajat Chaudhari & Dr. Nishma Ade | 2023 |
| 37 | Kerator attachment system for implant supported overdenture | Dr. Nishma Ade | 2023 |
| 38 | Observational study to determine accurate relationship of dental midline with anatomical landmark of face and oral cavity | Dr. Nishma Ade | 2023 |
| 39 | Occlusal indicators – A key to achieve occlusal equilibrium – A Questionnaire for dental practitioner in Maharashtra | Dr. Nishma Ade | 2023 |
| 40 | . Orthodontic wires – newer approach for impression making and neutral zone in severely resorbed mandibular ridge | Dr. Nishma Ade | 2023 |
| 41 | prosthetic rehabilitation of post covid mucormycosis with hollow obturator | Dr. Nida Mustabshira | 2023 |
| 42 | Knowledge on tilt concept in implantology among dentists in Maharashtra | Dr. Nida Mustabshira | 2023 |

| | | | |
|----|---|--|------|
| 43 | Nanobiomaterial – Application in prosthodontics | Dr. Aishwarya Gholap, Dr. Gopika Gopan | 2023 |
| 44 | Extraoral Implants | Dr. Siddhi Bhatawadekar, Dr. Akanksha Mukwane, Dr. Pranali Nirgulkar, Dr. Harshal Diwase | 2023 |
| 45 | Maxillofacial stent in head and neck cancer patient during radiotherapy | Dr. Aishwarya Gholap & Dr. Gopika Gopan, Dr. Sharayu Bangar, Dr. Rasika Bansode | 2023 |
| 46 | A guide to illuminate your dental clinic for shade matching | Dr. Mayuri Shinde, Dr. Payal Rewale, Dr. Eva Jain, Dr. Sonali Khedkar | 2023 |